



Hello Blair Stars!

We cannot believe this is the last week of summer school! We have had such a fun time planning activities and getting to know you and your student. You have worked so hard engaging with your student and communicating with us, we are so appreciative of all your hard work.

This week we will be talking about camping! What is camping? What does camping look like? How do you camp? What do you bring to camping? Camping is a fun way to spend some time outdoors. Being outside is a great opportunity to talk about using your five senses. What does outside smell like? What does grass smell like? Dirt? How does grass feel? Is it cold or is it hot? What colors do you see? What do you hear? We're excited to explore this week!

Taryn, Mary Kay, and Luis

Hola Blair Stars!

¡No podemos creer que esta sea la última semana de la escuela de verano! Nos divertimos mucho planificando actividades y conociéndonos a usted y a su estudiante. Usted ha trabajado muy duro para relacionarse con su estudiante y comunicarse con nosotros, estamos muy agradecidos por todo su arduo trabajo.

¡Esta semana hablaremos de acampar! ¿Qué es acampar? ¿Cómo se ve acampar? ¿Cómo acampas? ¿Qué traes al camping? Acampar es una forma divertida de pasar tiempo al aire libre. Estar afuera es una gran oportunidad para hablar sobre el uso de tus cinco sentidos. ¿A qué huele el exterior? ¿A qué huele la hierba? ¿Suciedad? ¿Cómo se siente la hierba? ¿Hace frío o hace calor? ¿Qué colores ves? ¿Qué escuchas? ¡Estamos emocionados de explorar esta semana!

Taryn, Mary Kay y Luis

Bonjour Blair Stars!


Nous ne pouvons pas croire que c'est la dernière semaine de cours d'été! Nous avons eu beaucoup de plaisir à planifier des activités et à faire connaissance avec vous et votre élève. Vous avez travaillé si dur pour vous engager avec votre étudiant et communiquer avec nous, nous apprécions tellement tout votre travail acharné.

Cette semaine, nous parlerons de camping! Qu'est-ce que le camping? À quoi ressemble le camping? Comment campez-vous? Qu'apportez-vous au camping? Le camping est une façon amusante de passer du temps à l'extérieur. Être à l'extérieur est une excellente occasion de parler de l'utilisation de vos cinq sens. À quoi ressemble l'extérieur? À quoi ressemble l'herbe? Saleté? Comment se sent l'herbe? Est-ce froid ou chaud? Quelles couleurs voyez-vous? Qu'entends-tu? Nous sommes ravis d'explorer cette semaine!

Taryn, Mary Kay et Luis


Camping

Meet the Teachers



Just in case anyone needs a refresher! :)
<https://www.youtube.com/watch?v=aEPBlr4r3Fc&feature=youtu.be>

Circle Time



New circle time!
Join Taryn for a quick circle time!
(12 minutes!)


This week's video is about the same length as last week. We are steadily increasing your child's ability to attend for longer periods of time. If you need to take breaks during video, take those breaks!

You can play this video every morning before you do the day's activities. Using the same video every day for this week (repetition) will allow your child more opportunities to learn new vocabulary, mimic movements, and practice following directions.

Each time your child watches they will be able to remember more, and in turn focus on new aspects of the video.

Click the link below!
<https://www.youtube.com/watch?v=9kEVPMStU8g&feature=youtu.be>

MONDAY



Read Aloud: I'm Gonna Climb a Mountain in My Patent Leather Shoes

https://www.youtube.com/watch?v=YCYHQ_R43Vfk&feature=youtu.be

Questions to ask

- What clothes do you like to wear?
- Where is the sparkly suitcase? Point to it?
- What color is the suitcase?
- Where is the tent? Point to it!
- Do you see any berries? Point to them! What color are they?
- Where is the spider? Point to it!

Camping We Will Go



Check out this really fun and cool song Ms. Mary Kay found! We will do this one on our google meets this week!

<https://www.youtube.com/watch?v=1Ha5nA>



While you're outside you can do some Bubble Art! Luis found this very cool activity with a recipe!

<https://myhomebasedlife.com/amazing-bubble-art-activity/>

If you don't have food coloring, or wanted your bubbles to smell good, you can use Kool Aid. Follow along with Taryn below!

https://www.youtube.com/watch?v=ldhYaZ_ZR2IO&t=3s

Rainbow Leaf Prints




Go outside and find some leaves! Then grab your markers and color on the leaf using different colors. It will make a rainbow

[Qg-ys&feature=youtu.be&t=3](https://www.youtube.com/watch?v=10Oq31lLZI&feature=youtu.be)

impression on your page! Click the link below for a video demo and directions!
<https://www.kitchentableclassroom.com/rainbow-leaf-prints-with-washable-marker/>

TUESDAY



Read Aloud: Pitch the Tent

<https://www.youtube.com/watch?v=10Oq31lLZI&feature=youtu.be>

Questions to ask

- Where is the food? Point to it?
- Where is the table? Point to it?
- The kids are hiking. Can you pretend to hike?
- Where is the bear? Point to it!
- How many bears are there? Let's count!
- Can you growl like a bear?

You can ask these questions and answer them aloud to help your student practice vocabulary and identifying.

Going Camping

Marshmallow Painting



Marshmallows are associated with camping! You can use the marshmallows to paint for a fun experience! Click the link below to see how!

<https://fun-a-day.com/painting-with-marshmallows/>

Blanket Fort



It is hot outside, maybe too hot, but that doesn't mean we can't play pretend inside! Check out this guide on how to build a fort



Ms. Mary Kay found another really fun camping song to watch and sing along with! Click the link below to watch!
https://www.youtube.com/watch?v=Wk1Zu2VHbao&feature=emb_logo

in your home! You can bring flashlights, s'mores, popcorn, stories, sleeping bags, all to your homemade fort! Then you can pretend to stargaze, make fires, and you can eat your snacks!


<http://momluck.com/make-blanket-fort/>

GOOGLE MEET

There will be a Google Meet at 10AM On Tuesday. The meet will be approximately 10 minutes. We will do some Math and Language Arts using Music. You don't need to bring anything to this meet but you and your student! **Click the link below at 10 AM on Tuesday to join.**

<https://meet.google.com/wty-kvec-htt>

WEDNESDAY



Read Aloud: Goodnight, You

Pet Rocks



Camping means being outside! It can be fun to look at your surroundings and what is out there in nature. Rocks are easy to find and there are a lot of them! Go on a rock hunt and bring some back to paint! Click the link

<https://www.youtube.com/watch?v=gfMPt6Q9fk&feature=youtu.be>

Questions to ask

- Where is the rabbit? Point to it!
- Where is the pig? Point to it!
- Can you growl like a monster?
- Are you scared of monsters? Make a scared face!
- Are you scared of the dark? Make a scared face!
- Where are stars? Up! Yes they are up. Can you look up?

You can ask these questions and answer them aloud to help your student practice vocabulary and identifying.

below for some ideas on how to make a pet rock!

<https://fun-a-day.com/fun-with-pet-rocks-a-camping-themed-craft/>


S'Mores



If you're looking for a delicious but fun challenge, make some outdoor s'mores! Mr.Luis found this really cool activity that you can do outside. And it's a classic camp snack!

<https://www.growingajeweledrose.com/2013/06/summer-fun-super-smore-day.html>

THURSDAY



Read Aloud: Yes Let's

<https://www.youtube.com/watch?v=YlvRMtzzZCw&feature=youtu.be>

Questions to ask

- Do you like to get up early?
- They see a cow! Can you moo?
- Pretend to take a picture. Say Cheese!
- The family is swimming! Can you pretend to swim?
- The family is eating lunch! Can you pretend to eat?
- Where are the stars? Up or down?
- The family is home and they are tired. Can you wave bye to the family?

You can ask these questions and answer them aloud to help your student practice vocabulary and identifying.

Playing in the Forest



Mr. Luis found a very cool outside activity! Whether you're pretending to camp or just playing outside, this is a great activity! You can name the colors or just practice fine and gross motor skills.

<https://www.crayola.com/crafts/diy-ring-toss-craft/>

Indoor Imaginary Camping Play



It is so much fun to play pretend! Click below for some ideas on how to play camping indoors!

<https://artscrackers.com/2015/05/29/play-campfire-with-smores-and-hot-dogs-activity/>



Ms.Mary Kay found this cool song about playing in the forest and being in nature! Click the link below to watch!

<https://www.youtube.com/watch?v=FFmil4WAOuO&feature=youtu.be&t=3>

Google Meet

There will be a Google Meet at 10AM On Thursday. The meet will be approximately 10 minutes. We will do some Math and Language Arts using Music. You don't need to bring anything to this meet but you and your student! **Click the link below at 10 AM on Thursday to join.**

<https://meet.google.com/hzj-kixt-hhd>

Extra Practice

Nature Impressions in Playdoh



Go outside and find different leaves, acorns, sticks and press them into playdoh! See the impressions that they leave. There is even a recipe for homemade playdoh. Click the link below to see!

<https://www.icanteachmychild.com/nature-impressions-in-playdough/>

Leaf Sensory Bag



Make a leaf sensory bag! Click the link below to see how!

<https://kidscraftroom.com/leaf-sensory-bags/>

Nature Name Activity



Go outside and gather leaves of all kinds! Write your student's name and then use the leaves to trace their name! If the weather is nice you can glue while outside! Click the link below for more ideas!

Painting with Nature



Gather some leaves! Use them to paint! It can be such a fun and different experience using leaves to paint. Talk about the different patterns and lines different leaves make!

https://www.mrsjonescreationstation.com/nature-name-activity/?utm_medium=social&utm_source=pinterest&utm_campaign=tailwind_tribes&utm_content=tribes&utm_term=821811404_34289684_112425

<https://www.toddleratplay.com/2019/07/19/paintingwithnatureactivity/>

Sensory Sand Play

Mr. Mary Kay found some really fun ideas on what you can do with Sensory sand!



<https://mrsplemonskindergarten.com/2017/08/10-ways-to-play-with-sand-sensory-summer.html>

Don't forget you can make your own edible sand! Click the link below to see how
https://www.youtube.com/watch?v=iKQ_KkYYWFU&feature=youtu.be

Bird Finders



When camping, you may want to go bird watching! You can make your own binoculars or bird finders! Click the link below to see how!

<https://www.artbarblog.com/bird-finder-binoculars/?m>